



**DES MOINES AREA REGIONAL TRANSIT AUTHORITY
NOTICE OF COMMISSION MEETING AND AGENDA**

**June 24, 2008 - 5:00 p.m.
DART Multipurpose Room, 1100 DART Way**

1. CALL TO ORDER
 2. ROLL CALL AND ESTABLISHMENT OF QUORUM
 3. NOTICE OF MEETING
 4. APPROVAL OF June 3, 2008 MINUTES
 5. PUBLIC COMMENT (Limit 3 Minutes Per Person)
 6. CONSENT ITEMS
 - A. Health Insurance Renewal
 - B. Insurance Contracts
 - C. May Fixed Route Financial Reports - NOT COMPLETED DUE TO FLOOD
 - D. May Paratransit Financial Reports - NOT COMPLETED DUE TO FLOOD
 - E. May RideShare Financial Reports – NOT COMPLETED DUE TO FLOOD
 7. ACTION ITEMS
 8. DISCUSSION ITEMS
 - A. Flood Status Report
 - B. Performance Reports
 9. DEPARTMENTAL MONTHLY REPORTS (By Exception)
 - A. Development - NO REPORT
 - B. Transportation - NO REPORT
 - C. Paratransit – NO REPORT
 - D. Maintenance - NO REPORT
 - E. General Manager
 10. FUTURE AGENDA ITEMS
 11. TRUSTEE ITEMS
 - A. Appointment of Compensation Committee
 12. OTHER – Communications
- NEXT MEETING DATE – July 29, 2008 5:00 p.m.**
13. ADJOURN

**DES MOINES AREA REGIONAL TRANSIT AUTHORITY
COMMISSION MEETING MINUTES**

**Des Moines Area Regional Transit Authority - 1100 DART Way
June 3, 2008**

ROLL CALL

Commissioners Present: Skip Conkling, Steve Van Oort, Bob Mahaffey, Gaye Johnson, Angela Connolly, Bob Parks, Chris Hensley (via Phone)

Alternate Present

Commissioners Ted Boesen

Absent:

Staff Present: Brad Miller, General Manager; Sharon Scheip, Finance Director; Carol Pelfrey, Maintenance Director; Rebecca Lovig, RideShare Manager; Chet Bor, Paratransit Director; Randy Ross, Human Resources Director; Jim Tishim, Transportation Director; Randy McKern, Transportation Manager; Debra Meyer, Capital Planning Manager; Kirstin Baer-Harding, Advertising Manager; Peg Hadley, Customer Service Supervisor; Michelle Orfield-Koranda, Program Development Manager; Sharree Woods, Staff Accountant; Nolden Gentry, Legal Counsel

Others Present Gunnar Olson, Des Moines Register; Rox Laird, Des Moines Register; Sherrie Taha, DART Driver; Cheryl Wolfe, DART Driver; Donita Snook, Urbandale Chamber of Commerce; JP Golinvaux, IDOT

CALL TO ORDER

Chair Skip Conkling called the meeting to order at 5:01 p.m. Roll call was taken and a quorum was present.

Notice of the meeting was duly published.

APPROVAL OF MINUTES

Chair Conkling called for any corrections to the previous month's Minutes. Mr. Gayman asked that the minutes be changed to reflect that he was, in

fact, present at that meeting; he had not been listed at all. It was moved and seconded to accept the Minutes as corrected. Motion carried.

PUBLIC COMMENTS

Cheryl Taha, a DART driver, asked to address the Commission with several concerns and comments regarding safety issues from a driver's perspective, along with her suggestions for improving working conditions and service. She read her statement verbatim (Commissioners should all have a copy).

Mr. Parks commented that the Commission and staff have been working with the union. Ms. Taha responded that the 38% turnover rate would negate union negotiations. Mr. Parks continued, addressing her suggestion for the need for more Commission members by saying that the Commissioners are elected and represent their communities and/or the persons within their regions so he saw no need for additional representation. He concluded by saying that he believes this Commission can and will work on the issues she brought up in her presentation.

Mr. Conkling added that the Commission is looking at safety issues, especially in the past 6-12 months, and took issue that she alluded that the Commission was not interested in the issues Ms. Taha brought up. Mr. Conkling asked if there were any other person(s) wishing to speak. There were none. He thanked Ms. Taha for her comments.

CONSENT ITEMS

Mr. Conkling then asked if there was any discussion needed regarding the three consent items: A) April Fixed Route Financial Reports; B) April Paratransit Financial Reports; C) April RideShare Financial Reports. Hearing none, he called for a motion to approve. Mr. Parks moved, and Ms. Connelly seconded. The motion carried.

ACTION ITEMS

A. Cancellation of Waukee's DART Participation

Mr. Conkling stated that he has talked to Waukee representatives and encouraged them to at least maintain Tier Two membership (which is membership in DART with once a week On-Call service similar to Bondurant, Carlisle, etc.). He said he would like to give them until the close of business June 16, 2008, to rescind their letter of intent to cancel membership in DART and either decide to become a full member again, or

accept Tier Two membership. Otherwise, their membership would be terminated completely.

Ms. Hensley inquired about DART providing Paratransit service to Waukee should they opt out. The reply was if they opted out they would have HIRTA Paratransit service only.

Mr. Miller said that the adopted budget included Waukee as a full participant and although no new bus service was proposed in FY2009 for Waukee, the budget had assumed approximately \$15,000 in tax revenue from the 5% portion of the current DART formula that is assessed to all communities.

Much discussion followed on the tax levy structure, etc. Then Mr. Conkling called for a motion to give Waukee until June 16, 2008 to respond, which would give us three days to notify the county tax assessor of their decision. Ms. Connolly moved, and Mr. Parks seconded. The motion carried.

Mr. Gayman inquired if we needed to notify Waukee representatives of this decision by DART. Mr. Conkling will let them know that they have until close of business June 16, 2008.

Mr. Parks asked if there was a possible option of putting them in a new category called "Admitted (to DART) with no service at this time". Ms. Hensley commented that this seemed to be more trouble than it was worth. Mr. Conkling asked legal counsel his opinion. Counsel replied that nothing in the 28M Agreement covers "Admitted", so advised not creating a new category.

Mr. Parks then inquired if their withdrawal will create budget problems. Mr. Miller replied that the \$15,000 loss was relatively minor.

B. FY2009 DART Paratransit Budget

Mr. Miller explained that this was basically the same budget as passed in February 2008 with just a few changes; primarily fuel costs. There was discussion on where the money would come from to cover the rising fuel costs. Mr. Miller said that DART is proposing an additional \$0.75 surcharge per trip over and above the per trip rate proposed in February 2008. Ms. Johnson asked if the surcharge would be dropped if fuel prices decrease dramatically. Mr. Miller responded affirmatively.

Mr. Miller also explained that the other significant increase in the Paratransit Budget compared to a year ago was the inclusion for the first

time, of a \$250,000 contribution by the Paratransit program to the DART Liability Reserve fund. Previously only the Fixed Route budget (supported by the DART Tax Levy) funded the Liability Reserve fund but over the years, significant claims have been incurred due to service funded in the Paratransit Budget. Mr. Gayman asked if the \$250,000 liability was for all of DART's operations or just Paratransit. Mr. Miller explained that DART already has \$750,000 in Fixed Route liability reserve; the \$250,000 would be an additional contribution towards a single DART liability pool.

Mr. Van Oort moved, and Mr. Parks seconded to approve Action Item B. Motion carried.

C. FY2009 Des Moines Public Schools Contract

Mr. Miller went through the written proposal and asked if there were any questions. Mr. Parks commented that he has spoken with some DMPS employees and they are very happy with the current service they are receiving through this year's contract.

Mr. Parks then moved, and Ms. Connolly seconded, to approve Action Item C. Motion carried. Mr. Conkling added that we should take some time to review the school contract to be sure we are not losing any revenue.

D. FTA Proposed School Bus Service Policy Changes: Revise Legislative Priorities

Mr. Miller highlighted changes in the FTA's policy regarding DART providing service to public schools. Mr. Parks said persons attending the conference in Washington, DC, should take the opportunity to talk to Representatives and Senators about this policy.

Ms. Hensley motioned, and Mr. Parks seconded to approve Action Item D. Motion carried.

DISCUSSION ITEMS

A. Proposed Action Plan for DART Levy Formula Consideration

Suzanne Robinson, Mr. Miller's assistant, will be asked to contact all Commissioners to set up a meeting to discuss the levy formula and come to a consensus on how to obtain funding for the needs of DART.

Discussion that followed focused on the use of an independent consultant, Mr. John Bartosiewicz from McDonald Transit Associates during the upcoming levy and formula discussions: Mr. Conkling indicated he preferred to use the consultant in a support role. Mr. Gayman thinks we need to use Mr. Bartosiewicz (the consultant from McDonald Transit Associates) as a resource to collectively come together and agree on the basic principles. Ms. Connolly agreed, stating Mr. Bartosiewicz is needed for strategic planning. Mr. Gayman said that we need to establish principles to move forward with the plan to present to the communities. Mr. Parks noted that we need to arrive at a funding formula to accommodate service(s) provided and also agrees that Mr. Bartosiewicz is an essential part of the planning process.

Mr. Conkling stressed the need to resolve the levy issue. Ms. Hensley thinks that Mr. Bartosiewicz needs to be brought in as well to get some feedback from him on how best to proceed.

It was suggested that Mr. Conkling, Ms. Connelly, and Ms. Hensley meet with Mr. Bartosiewicz prior to the full meeting to prepare for the discussion with the full Commission. Mr. Miller will work with Mr. Bartosiewicz to be sure this meeting occurs. Mr. Miller and Mr. Bartosiewicz will facilitate the discussion.

Ms. Hensley had to leave the meeting at 6:17 p.m. due to another commitment, but before she hung up she said it was imperative to get moving on the funding issues.

B. Performance Reports

There was some brief discussion on budget issues. Otherwise, there were no comments regarding any of the Performance Reports.

OTHER

Mr. Miller then introduced our two newest administrative employees: Michelle Orfield-Koranda, Program Development Manager; and Sharree Woods, Staff Accountant.

Ms. Connelly asked questions regarding DART's OTT (Opportunities Through Transit) Program: Is there a waiting list to be admitted to the program and had we identified any additional City of Des Moines funds to help keep the OTT fares down? Mr. Miller replied that a waiting list remained but was being better managed by staff to weed out participants that are not actively riding DART. He added that, for now, we were keeping

the cost of a monthly OTT Pass at \$17.00 and are looking for other funding to be able to keep the cost down for these very low-income customers. He noted Polk County's offer to provide additional funds so long as the City of Des Moines provided matching assistance.

Mr. Conkling then took a moment to thank his fellow Commissioners for all their hard work, time, and dedication to DART and its mission to provide public transportation.

ADJOURNMENT

At 7:00 p.m. Mr. Gayman moved, and Mr. Parks seconded, to adjourn the meeting. Motion carried unanimously.

6A – Consent: United Healthcare Insurance Contract

Action: Approve the FY2009 Healthcare Insurance Contract with United Healthcare, Inc. an amount not to exceed \$900,000.

Staff Resource: Brad Miller

Background

- DART contracts with Benefits Source, Inc., of West Des Moines as its benefits consultant to assist in annually soliciting, selecting, and coordinating DART's health insurance, dental and vision benefits for its full-time employees.

Procurement

- Five (5) firms provided quotes based on coverage comparable to DART's current coverage provided by United Healthcare, Inc. (Principal, Wellmark, Coventry, John Deere).
- A committee comprised DART employees from all divisions including representation from DART's largest union (ATU – Paratransit's Teamsters chose not to attend) met regularly throughout the spring to evaluate the proposals and to consider making adjustments in the coverage options.
- United Healthcare, Inc.'s renewal rate up 17.2% over last year, was the lowest bidder.
- Benefits Source indicated that although DART had a relatively "healthy" year, with fewer total claims, there was one significant claim in excess of \$250,000 related to cancer treatment that continued to be an open claim. This one claim caused several of the firms to provide non-competitive quotes.
- Delta Dental will continue to be DART's dental insurance carrier.

Cost

- Estimated Annual Premium: \$855,508*
 - Approximately 140 of DART's total of 250 employees participate.
 - DART's approximately 45 part-time fixed route employees are not eligible for benefits.
 - Only 8 of DART's 45 Paratransit drivers participate as labor agreement with their Teamsters caps DART's contribution at such a low rate making the insurance unaffordable to most Paratransit operators.
 - Subject to change throughout the year as employees change or choose different plans.
 - Not to exceed \$900,000.

Analysis

- In addition to the lower premiums for the H.S.A. plan, DART contributes an annual contribution to ATU & Administrative employees' Health Savings Accounts on their behalf.

6A-Consent: United Healthcare Insurance Contract

June 24, 2008

Page 2 of 3

- For years the MTA/DART has struggled with providing affordable health insurance for its employees. This past year under the new labor agreement with the ATU and the lowering of H.S.A. rates for Administration and Paratransit staff provided the first opportunity for many employees to be able to afford health insurance coverage for themselves or their family.
- Twenty additional employees signed up for family or additional coverage due to the lower H.S.A. rates than the prior year. Many of these new families were maintenance employees' families.
- This year, the ATU filed a grievance against the management proposal to continue to make the H.S.A. rates more attractive than the Plan I rates.
- Management had proposed an approximately \$25.00 per paycheck family rate for ATU employees to be subsidized by greater increases in the Plan I rates paid by employees.
- Management met with the Union and strongly cautioned against raising the H.S.A. family rate for fear that many more employees would no longer be able to afford coverage and drop insurance. The Union persisted and DART management conceded.
- DART management agreed to continue to pass on the same level of increases to all 3 plans for the three remaining years of the contract.

Premium Rates Paid By Employees

Amount Paid by Employees PER Biweekly Paycheck (26 per year)			
	ATU Employees (92)	Teamsters Employees (8)	Admin. Employees (39)
HMO Plan 1 (\$500 Single Deductible)			
Single	\$38.39	\$63.08	\$60.46
Single+Spouse	\$185.62	\$256.86	\$139.93
Single+Child	\$152.67	\$221.62	\$130.75
Family	\$254.19	\$397.78	\$195.91
HMO Plan 2 (\$1K Single Deductible)			
Single	\$9.61	\$47.62	\$36.11
Single+Spouse	\$155.25	\$224.38	\$107.46
Single+Child	\$125.20	\$192.24	\$101.37
Family	\$212.36	\$352.94	\$151.07
H.S.A. (HDHP) (\$2850 S. Deductible)			
Single	\$6.31	\$0.00	\$0.00
Single+Spouse	\$24.00	\$117.42	\$0.00
Single+Child	\$22.58	\$95.46	\$0.00
Family	\$81.96	\$205.23	\$0.00

6A-Consent: United Healthcare Insurance Contract

June 24, 2008

Page 3 of 3

Financing

- Although DART assumed only a 10% increase in the adopted FY2009 budgets and the premium increases are 17.2%, DART is expecting health benefits paid by DART to only come 1%-2% over budget because more of the cost increase has been passed on to the Administrative employees and fewer ATU operators will sign up for the much more expensive family plans.

6B – Consent: Insurance Contracts

- Action:**
- A. Approve the FY2009 Excess Liability Insurance Contract with Jester Insurance Services, Inc.; an amount not to exceed \$200,000.**
 - B. Approve the FY2009 Workers Compensation & Other Insurance Contract with Holmes Murphy; an amount not to exceed \$425,000**
 - C. Approve of other FY2009 insurance coverages for property, employment practices, flood, etc. with Holmes Murphy; an amount not to exceed \$150,000.**

Staff Resource: Sharon Scheip, Finance Director

Background

- DART is self-insured for the first \$2,000,000 in liability coverage (auto liability for accident claims and general liability) and then purchases excess liability to a limit of \$10,000,000 for any one occurrence and \$10,000,000 in the aggregate.
- Workers Compensation insurance premiums are based on payroll and prior years' experience, as well as state-wide rates for job categories.
- DART also carries:

	<u>Deductible</u>
○ Property Insurance (including shelters) -	\$10,000
○ Equipment Insurance -	\$1,000
○ On-Property Bus Damage Coverage -	\$100,000
○ Crime Coverage – Computer fraud/forgery/etc. -	\$2,500
○ Directors & Officers Coverage -	\$10,000
○ Employment Practices Liability	\$25,000
○ Flood Insurance	\$500
○ Underground Fuel Tank Liability Insurance	\$10,000

Procurement

- DART staff conducted a competitive procurement for insurance brokerage services in January, 2001. Jester Insurance Services, Inc. and Holmes Murphy were identified as the two most competitive and responsive of three proposers.
- Each year, Jester and Holmes Murphy solicit quotes from multiple insurance carriers for the DART coverage.

Consent 6-B: Insurance Contracts (*continued*)

June 24, 2008

Page 2 of 2

Excess Liability

- For excess liability coverage, only one firm (AIG) submitted a proposal this year. AIG Insurance was deemed to be price competitive.
- The lack of competition is due primarily to the very small market for public transit liability coverage for medium-large transit systems and the pending significant liability claims DART has outstanding. Mr. Jester advised DART not to make a switch in carriers at this time.
- AIG Insurance is one of the largest public transportation insurance carriers in the United States.

Workers Compensation

- Holmes Murphy indicated United Heartland had the lowest quote and is our current provider.
- DART has had a fantastic year regarding workers compensation claims, with claims down 86% percent (\$251,778 in FY2007 and \$33,734 as of 1/31/08 in FY2008).
- However, DART's total payroll is up approximately 10% from a year ago with 3% wage increases and a 6% increase in bus service (Sunday Service, Ankeny, D-Line, etc.).
- Additionally, while the current year is very good, the annual premium is based on a three-year rolling history and a very good FY2004 year will no longer be factored into the equation.
- DART anticipates as much as a 20% increase in total workers compensation premiums due to these two factors.

Cost

- **Excess Liability** annual premium is estimated to be \$195,000 a 15% increase but only 4% higher than the FY2007 premium two years ago. The anticipation of higher claims in the future is already driving DART's premiums higher.
- **Workers Compensation** annual premium is estimated to be \$400,264 (up 30% compared to FY2008 due to the 10% increase in payroll and 10% increase in rolling average claims).
- **Remainder of Insurance Premiums** are estimated to total \$150,000 (up 15% compared to FY2008).

Funding

- Adopted FY2008 Fixed Route, Paratransit, and RideShare Budgets.
 - Estimated premium costs are significantly more than DART budgeted but due to meetings with our brokers (Holmes Murphy and Jester Insurance) scheduled for June 20th and 23rd a full analysis of budget overruns will be presented at the meeting.

8A – Discussion: Flood Status Report

Staff Resource: Brad Miller & Sharon Scheip

Presentation

- Brad & Sharon will provide a brief summary of the recent flood impacts on DART and preliminary cost estimates in a presentation at the meeting.

Des Moines Area Regional Transit Authority
System Performance Report Summary
May-08

Departments	Perf. Standard	May 2008	May 2007	Percent Change 8/7	FY08 Year To Date	FY07 Year To Date
DART Fixed Route						
Total Passenger Trips	317,082	395,629	340,542	16.2%	4,045,916	3,640,364
Avg. Passengers Weekday	-	17,369	14,758	17.7%	11,688	10,808
Avg. Passengers Regular Routes	-	12,989	11,220	15.8%	11,688	10,808
Avg. Passengers Expresses/Commuters	-	1,940	1,548	25.3%	1,482	1,438
Avg. Pssgrs On Call/Shuttle/Spc Svcs	-	2,439	1,443	69.0%	2,473	1,972
Avg. Passengers Weekend	-	3,431	3,965	-13.5%	3,344	3,905
Passengers/Revenue Mile	2.0	0.0	1.8	-100.0%	1.8	1.9
Subsidy/Passenger	\$2.10	\$0.00	\$2.06	-100.0%	\$2.19	\$1.98
Revenue/Expense Ratio	30.0%	0.0%	27.6%	-100.0%	26.9%	29.9%
On Time Performance	95.0%	0.0%	91.2%	-100.0%	91.7%	91.7%
Complaints	65	0	63	-100.0%	663	407
Commendations	-	0	8	-100.0%	37	30
Bike Rack Usage (Implemented 10/05)	-	2,742	1,934	41.8%	17,704	9,720
Maintenance:						
Total Miles Operated	217,925	229,953	232,845	-1.2%	2,474,829	2,441,428
Miles Between Accidents	22,136	57,488	21,168	171.6%	21,032	28,538
Road Failures	39	31	47	-34.0%	493	389
Avg. Maintenance Cost/Mile	\$1.01	\$ 1.16	\$ 0.94	23.4%	\$1.20	1
Preventative Inspections	53	39	54	-27.8%	484	545
Active Vehicles in fleet	117	118	123	-4.1%	116	119
Paratransit						
Total Passenger Trips	12,700				133,747	142,305
Average Trip Length	4.50				5.72	5.20
Passengers/Revenue Hour	3.6				3.42	3.22
Cost/Mile	\$2.48				\$2.78	\$3.13
Cost/Hour	\$44.50				\$31.05	\$35.52
Cost/Trip	\$16.44				\$12.35	\$12.96
Maintenance:						
Total Miles Operated	69,225	72,521	75,106	-3.4%	795,301	764,530
Miles Between Accidents	50,000	-	12,503	-100.0%	41,220	34,058
Road Failures	13	13	14	-7.1%	155	124
Avg. Maintenance Cost/Mile	\$0.67	\$ 1.05	\$ 0.69	52.2%	\$0.86	\$0.64
Preventative Inspections	16	18	18	0.0%	188	171
Active Vehicles in fleet	24	26	22	18.2%	25	24
RideShare						
Total Vanpools	78					77
Total Passenger Trips	700					723
Miles Between Accidents	-					119,795
Avg. Monthly Fare/Vanpool	\$630					\$597
Total Vans Not Assigned	0					
Percent of Breakeven	100.0%					118.8%

Des Moines Area Regional Transit Authority
Fixed Route Performance Report
May 2008

Performance Indicator	Perf. Standard	May 2008	May 2007	Percent Change 07-06	FY08 Year To Date	FY07 Year To Date	Year To Date Change
Ridership Statistics:							
Total Passengers	317,082	395,629	340,542	16.2%	4,045,916	3,640,364	11.1%
O.T.T.	-	24,207	20,256	19.5%	237,301	217,025	9.3%
State Fair Shuttle	-	-	-	0.0%	163,645	188,484	-13.2%
Des Moines Schools	-	62,956	58,615	7.4%	526,227	494,697	6.4%
On Call Services	-	3,952	4,027	-1.9%	23,137	40,657	-43.1%
Link	-	15,610	13,826	12.9%	85,706	145,763	-41.2%
May Ridership	-	395,629	340,542	16.2%	2,898,075	2,498,674	16.0%
Avg. Daily Ridership:	12,887	13,188	13,098	0.7%	11,801	12,919	-8.7%
Weekday	-	17,369	14,758	17.7%	16,179	14,794	9.4%
Regular Routes	-	12,989	11,220	15.8%	11,688	10,808	8.1%
Expresses/Commuters	-	1,940	1,548	25.3%	1,482	1,438	3.1%
On Call/Shuttle/Spec Svc	-	2,439	1,443	69.0%	2,473	1,972	25.4%
Weekend	-	3,431	3,965	-13.5%	3,344	3,905	-14.4%
% of Transfers	6.6%	6.4%	6.7%	-5.0%	6.4%	6.7%	-5.4%
Passengers Per Rev. Mile	2.0	0.0	1.8	-100.0%	1.8	1.9	-1.5%
Passengers Per Rev. Hour	26.0	0.0	25.3	-100.0%	24.3	25.8	-5.7%
Subsidy Per Passenger	\$2.10	\$0.00	\$2.06	-100.0%	\$2.19	\$1.98	10.6%
Weekday	\$2.05	\$0.00	\$2.04	-100.0%	\$2.29	\$1.95	17.1%
Weekend	\$2.60	\$0.00	\$2.56	-100.0%	\$5.39	\$2.63	104.6%
Financial Statistics:							
Total Revenue	\$300,199	\$0	\$305,131	-100.0%	\$3,274,364	\$3,416,145	-4.2%
ESP Program Revenue	\$52,000	\$0	\$55,947	-100.0%	\$569,342	\$629,993	-9.6%
Charter/Contract Services	-	\$0	\$3,246	-100.0%	\$599,816	\$155,303	286.2%
Total Expenses	-	\$0	\$1,105,054	-100.0%	\$12,481,231	\$11,404,562	9.4%
Revenue/Expense Ratio	30.0%	0.0%	27.6%	-100.0%	26.9%	29.9%	-10.1%
Maintenance Cost/Mile	\$1.01	\$-	\$0.94	-100.0%	\$1.15	\$0.97	18.4%
Total Revenue/Revenue Hr.	\$21.00	\$-	\$22.66	-100.0%	\$21.88	\$23.81	-8.1%
Admin. Cost/Total Expense	20.0%	0.0%	19.6%	-100.0%	18.9%	21.2%	-10.8%
Service Quality Statistics:							
No. of Sched. Info. Calls	-	-	9,289	-100.0%	97,119	62,619	55.1%
No. of Sched Info E-mails	-	-	369	-100.0%	2,596	1,469	76.7%
On-Time Performance	95.0%	0.0%	91.2%	-100.0%	91.7%	91.7%	0.0%
Miles Between Accidents	30,000	57,488	21,168	171.6%	21,032	28,538	-26.3%
No. of Complaints	65	-	63	-100.0%	663	407	62.9%
Transportation	-	-	60	-100.0%	590	367	60.8%
Maintenance	-	-	-	0.0%	-	6	-100.0%
Other	-	0	3	-100.0%	73	34	114.7%
% Resolved In 48 Hrs.	90.0%	0.0%	95.2%	-100.0%	#DIV/0!	87.3%	#DIV/0!
No. of Commendations	-	-	8	-100.0%	37	30	23.3%
Bike Racks (Implemented 10/05)	-	2,742	1,934	41.8%	17,704	9,720	82.1%

Weekday Performance By Route

Route	May 2008 Pass.	May 2007 Pass.	Percent Change	Pass./ R. Hr.	Pass./ R. Mi.	Sub./ Pass.
Local:						
#1 - WDM	40,829	43,313	-5.7%	28.9	2.2	\$2.46
#3 - University	64,524	58,722	9.9%	30.2	2.4	\$2.21
#4 - Urbandale	34,508	33,347	3.5%	30.5	2.3	\$2.36
#5 - Clark	19,536	19,397	0.7%	19.3	1.5	\$3.60
#6 - Douglas	48,733	43,006	13.3%	35.7	3.0	\$1.71
#7 - Ft. Des Moines	43,100	39,674	8.6%	36.6	2.6	\$1.93
#8 - South Union	13,468	13,252	1.6%	21.2	1.6	\$3.48
#11 - Jordan Creek	1,352	1,613	-16.2%	6.6	0.4	\$14.26
#13 - SE Park Ave.	6,383	6,561	-2.7%	50.2	4.6	\$1.87
#71 - Ankeny/Delaware**	342	0	100.0%	1.6	0.1	
TOTAL	272,775	258,885	5.4%			
Express:						
Airport South Business Park	1,795	1,876	-4.3%	19.0	1.0	\$5.05
Northwest	1,477	1,504	-1.8%	16.4	1.0	\$5.38
Urbandale	7,390	5,595	32.1%	25.7	1.6	\$2.75
Clive	765	755	1.3%	10.6	0.6	\$9.15
Westown	1,555	1,634	-4.8%	16.8	0.8	\$6.77
Vista	4,814	3,993	20.6%	27.3	1.3	\$3.66
E.P. True	6,627	5,345	24.0%	29.2	1.4	\$3.24
TOTAL	24,423	20,702	18.0%			
Commuter:						
Ankeny	12,638	9,996	26.4%	39.4	1.6	\$2.75
Altoona	3,684	3,359	9.7%	26.4	1.1	\$4.45
TOTAL	16,322	13,355	22.2%			
TOT. REG. RT. /AVG.	313,520	292,942	7.0%	24.8	1.6	\$4.28
GOAL					2.7	\$1.28

On Call Performance By Route

On-Call: Ankeny**	159	260	-38.8%	-	-	-
On-Call: Des Moines East**	301	186	61.8%	-	-	-
On-Call: Des Moines South**	0	22	-100.0%	-	-	-
(Serv ended June 29, 2007)						
On-Call: Urbandale**	2,174	2,129	2.1%	7.4	0.5	\$15.19
On-Call: West Des Moines**	1,200	1,430	-16.1%	-	-	-
Regional On Call:	118	0	100.0%			
TOTAL	3,952	4,027	-1.9%			

Weekend Performance By Route

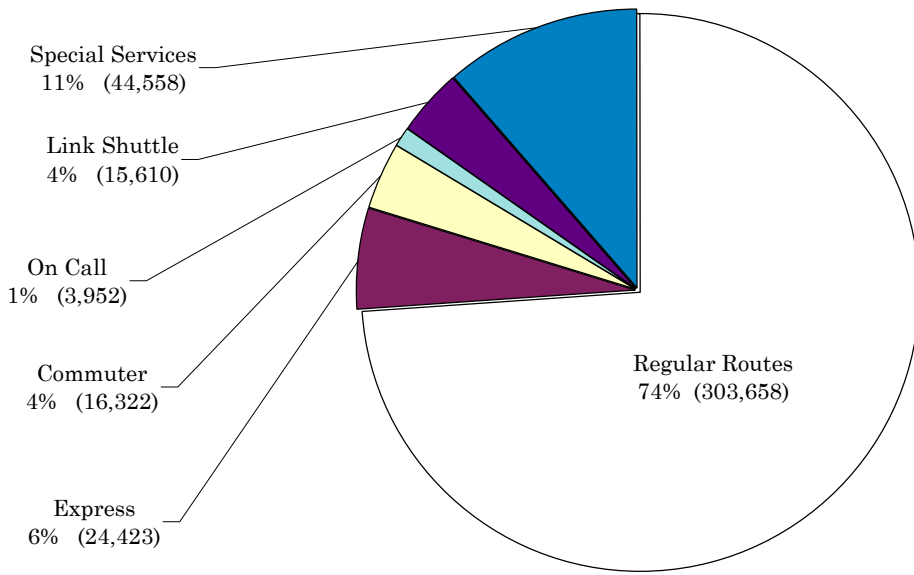
Local:						
#1 - WDM	5,593	3,093	80.8%	7.5	0.5	\$9.85
#3 - University	8,929	3,888	129.7%	10.4	0.9	\$5.83
#4 - Urbandale	3,335	1,869	78.4%	7.5	0.6	\$9.28
#5 - Clark	2,579	1,466	75.9%	5.8	0.5	\$11.39
#6 - Douglas	5,577	2,802	99.0%	12.4	0.9	\$5.61
#7 - Ft. Des Moines	4,307	2,485	73.3%	10.0	0.7	\$7.64
#11 - Jordan Creek	563	258	118.2%	3.1	0.2	\$31.93
TOTAL WEEKEND /AVG.	30,883	15,861	94.7%	19.1	1.4	\$8.14

** Operated by Paratransit.

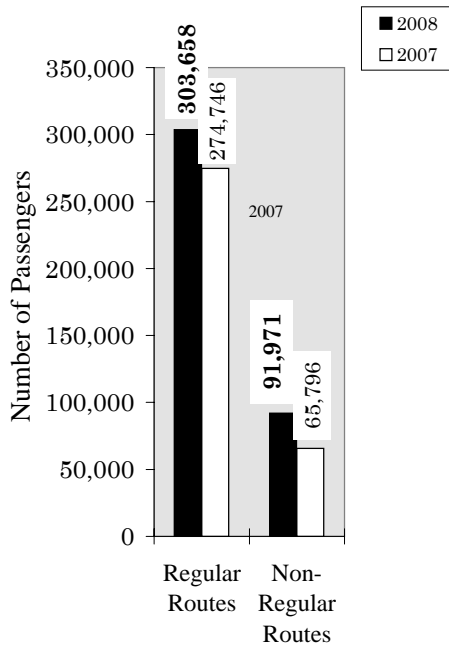
Shuttles & Special Services Statistics

<u>Route</u>	May 2008 Pass.	May 2007 Pass.	Percent Change	Avg. Pass/ Day
Charters	0	134	0.0%	0.0
Lincoln/McCombs	9,723	10,920	-11.0%	463.0
Link Shuttle	15,610	13,826	12.9%	743.3
DMACC Shuttle	30	25	16.7%	1.4
Downtown Shuttle	12,183	0	100.0%	761.4
MLK Park & Ride Shuttle	9,504	2,807	100.0%	452.6
(Svc began 4/30/07)				
Urbandale Business Park Shut	224	0	100.0%	
TOT. /AVG.	47,274	27,712	70.6%	403.6
 TOT. MONTHLY PASSENGERS	 395,629	 340,542	 16.2%	 13,188

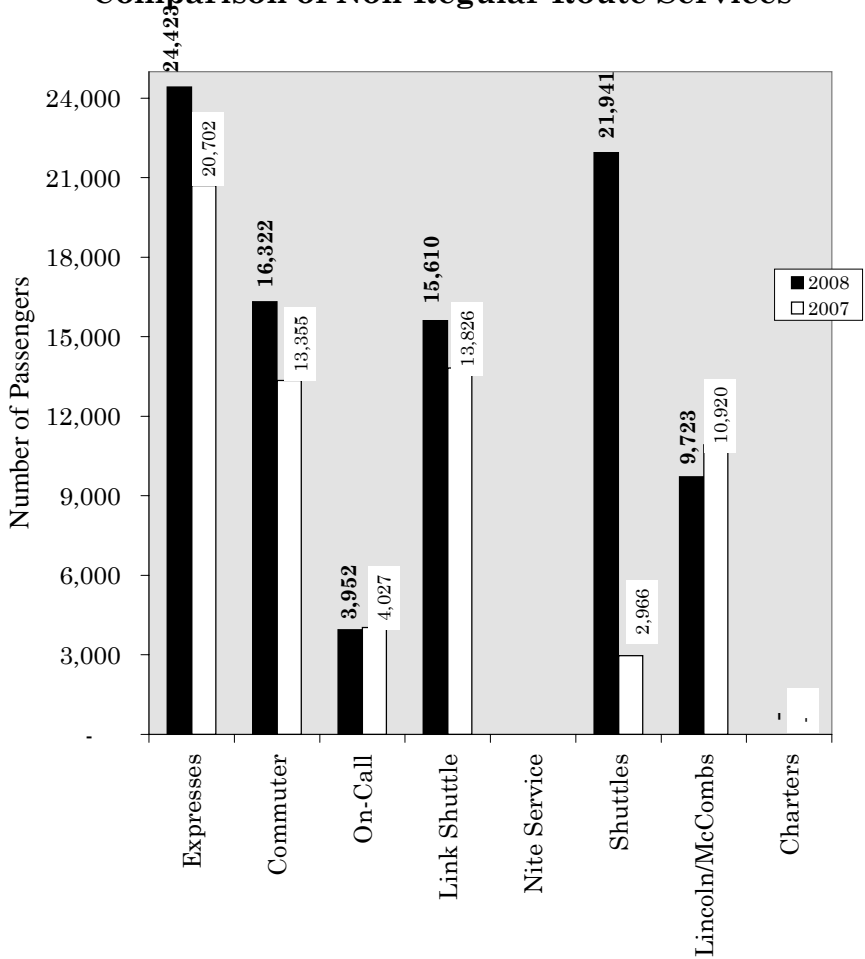
May 2008 Ridership By Type



May 2008 vs. May 2007 Comparison of Regular vs. Non-Regular Route Services



May 2008 vs. May 2007 Comparison of Non-Regular Route Services



Note: DART's Total May passengers increased by 16.2% from 2007. May 08 had 395,629 passengers compared to 340,542 in 07. May 08 had 1 Less weekday 1 more Saturday than May 07 but had 4 Sunday's.



Des Moines Area Regional Transit Authority
Paratransit Performance Report
 May 2008

Performance Indicator	Perf. Standard	May 2008	May 2007	Percent Change FY08-FY07	FY08 Year To Date	FY07 Year To Date	Year To Date Change
Ridership Statistics:							
Total Passenger Trips	12,700	14,071	14,503	-3.0%	147,818	156,808	-5.7%
Paratransit Trips	-	13,158	13,753	-4.3%	139,576	146,276	-4.6%
Bus/Van/Car	-	13,000	13,666	-4.9%	139,380	146,106	-4.6%
Special	-	158	87	0.0%	196	170	15.3%
Cab	-	913	750	21.7%	8,242	10,532	-21.7%
Total Service Miles	-	72,521	75,016	-3.3%	795,301	764,440	4.0%
Paratransit Van	-	72,521	75,016	-3.3%	795,301	764,440	4.0%
Avg. Trip Length	-	5.51	5.45	1.1%	5.70	5.23	9.0%
Paratransit	-	5.51	5.45	1.1%	5.70	5.23	9.0%
Avg. Pass./Revenue Hour	3.6	3.39	3.67	-7.6%	3.42	3.55	-3.7%
Paratransit	-	3.39	3.67	-7.6%	3.42	3.55	-3.7%
No Shows	-	338	396	-14.6%	4,711	5,513	-14.5%
% of Scheduled Trips	-	2.3%	2.6%	-11.5%	3.0%	3.3%	-9.1%
Cancel	-	349	442	-21.0%	4,890	4,331	12.9%
% of Scheduled Trips	-	2.4%	2.9%	-17.2%	3.1%	2.6%	19.2%
Operating Days	-	21	22	-4.5%	234	233	0.4%



Des Moines Area Regional Transit Authority
Paratransit Performance Report
 May 2008

Performance Indicator	Perf. Standard	May 2008	May 2007	Percent Change FY08-FY07	FY08 Year To Date	FY07 Year To Date	Year To Date Change
Financial Statistics:							
Total Revenue	-	N/A *	\$233,025	N/A *	N/A *	\$2,681,312	N/A *
Total Expenses	-	N/A *	\$247,232	N/A *	N/A *	\$2,568,458	N/A *
Paratransit Van	-	N/A *	\$233,239	N/A *	N/A *	\$2,388,692	N/A *
Cab	-	N/A *	\$13,993	N/A *	N/A *	\$179,766	N/A *
Avg. Cost/Mile Paratransit	-	N/A *	\$3.11	N/A *	N/A *	\$3.12	N/A *
Paratransit Cost/Hour	\$44.50	N/A *	\$40.76	N/A *	N/A *	\$36.04	N/A *
Avg. System Cost/Trip	\$16.44	N/A *	\$13.43	N/A *	N/A *	\$13.00	N/A *
Paratransit	-	N/A *	\$12.20	N/A *	N/A *	\$12.77	N/A *
Cab	-	N/A *	\$18.66	N/A *	N/A *	\$17.07	N/A *
Service Quality:							
Incidents	-	14	21	-33.3%	142	221	-35.7%
Total Accidents	-	3	6	-50.0%	28	28	0.0%
Preventable	-	2	6	-66.7%	18	21	-14.3%
Non-prevenatable	-	1	0	100.0%	10	7	42.9%
Miles Between Accidents	50,000	24,174	12,503	93.3%	28,404	27,301	4.0%
Road Calls	-	13	14	-7.1%	155	125	24.0%
Miles Between Road Calls	-	5,579	5,358	4.1%	5,131	6,116	-16.1%
Total Personnel	-	51.5	50.5	2.0%			
Administrative	-	7.5	8.5	-11.8%			
Drivers	-	44.0	42.0	4.8%			
Total Absenteeism	-	2.4%	4.8%	-50.5%	2.0%	2.7%	-23.7%
Casual	-	2.4%	2.0%	17.8%	1.9%	1.2%	58.1%
Long Term	-	0.0%	2.8%	-100.0%	0.18%	1.5%	-87.9%

* Financial data not available due to flood related evacuations.

Des Moines Regional Transit Authority
 DART RideShare Performance Report
 May-08

Performance Indicator	Perf. Standard	May-08	May-07	Percent Change 07-08	FY08 Year to Date	FY07 Year to Date	Year to Date Change
-----------------------	----------------	--------	--------	----------------------	-------------------	-------------------	---------------------

Ridership Statistics

Total Vans In Circulation	78	90	78	15%	90	77	17%
Total Vans Not Assigned	0	5	3	67%			
Total Passengers	700	853	747	14%	788	725	9%
Total Ridership		25,556	22,068	16%	161,876	102,820	57%
Avg Passengers/Van		9.48	9.58	-1.00%	8.76	9.4	-7%

Financial Statistics

Service Quality Statistics

Total Mileage		170,099	150,200	13%	1,691,454	1,467,948	15%
Personal Mileage		13,075	11,039	18%	106,398	76,475	39%
Avg Miles/Day/Vehicle		85.91	87.53	-2%	88.23	81.72	8%
Total Accidents		0	0	0%	18	11	64%
Preventable		0	0	0%	9	6	50%
Non-Preventable		0	0	0%	9	8	13%
Miles Between Accidents		170,099	150,200	13%	93,970	133,450	-29%
Operating Days		21	22	-5%	234	233	-9%
Emergency Ride Home		8	12	-33%	113	92	14%

9A – Report: General Manager
--

Staff Resource: Brad Miller, General Manager

- **Welcome Elizabeth Presutti** - I am pleased to welcome Elizabeth Presutti, DART's Chief Development Officer to DART's Management Team. As I previously mentioned, I worked with her previously in Charlotte, NC and know her project management and significant transit planning skills will be perfect in helping us develop better, strategic, and long range plans for DART. She's got a different skill-set than Brian Litchfield but with the combination of her skills plus Michelle Orfield-Koranda, our new Program Development Manager's skills I believe we are on the right track.
- **Best of Luck to James Nehring** – DART's technology manager. James has been an incredible asset to DART over the past 6 years and has done a great job over the last six months in managing the massive implementation of DART's new enterprise financial, payroll, and maintenance software. He simply received an offer he couldn't pass up some 4 miles from his house as Hardin County's Technology Manager (versus the 80-mile one-way commute to DART). He should save some \$10,000 annually in fuel costs alone. He will be missed.
- **Great Start to Downtown Shuttle** –D-Line ridership took a significant hit during the floods and previous to that when the rain was actually coming down. However, reports are still strong as East Village businesses are actually reporting the need to hire additional lunchtime staff due the shuttle. Daily ridership was 20 times daily ridership for the last 2 years of Ollie the Trolley in 1995-1996. The Des Moines Partnership Board took a trip on the D-Line on Friday June 20, 2008.
- **One More Thing about the Flood** - There are so many people to thank for their incredible efforts on behalf of DART just like every government organization has said, my appreciation goes out first to our 250 dedicated employees who have been inspirational in their attitudes throughout our evacuation and return to DART. In addition....
- I did want to mention that DART did not forget about its mascots. “Bus-sy” the turtle that lives in the DART Atrium was cared for by Aqualand Pet Store in Highland Park and the fish were evacuated to Chet Bor's house in Grimes during the flood.
- **DM Partnership Trip** – I want to express my strong appreciation to Chairman Conkling and the other DART Commissioners for filling in for me with presentations and carrying the DART message to our Congressional Delegation while we had to stay back here at DART. I was pleased to help line up a transit

panelist for the trip's Friday morning discussion of the upcoming Federal Transportation Bill reauthorization. Rob Healy, APTA's Vice President for Government Affairs represented the transit industry on the panel which (I hear) was well received.

• **Other Notes:**

- **Tram** - DART has been participating in the Downtown Tram Study Consultant selection process. Interviews with 5 short-listed firms were scheduled for Monday, June 23, 2008, Elizabeth Presutti's first day.
- **Triathlon** - The relocation of the Hy-Vee Triathlon to West Des Moines has eliminated the private sector provision of buses for the event and DART is now scheduled to provide more than a dozen buses for the Sunday, June 22 event.
- **Des Moines Unlimited Access** - The Des Moines City Council is scheduled to consider an Unlimited Access Agreement for their 5,000 employees at their Monday, June 23 City Council meeting.
- **Hub** - On Wednesday, June 4, 2008 I made a presentation to the Polk County Board of Supervisors on the proposed DART Transit Hub.
- **Police** – On June 5 I had a good meeting with Des Moines Chief of Police Judy Bradshaw and Major Richard Singleton, head of their Patrol Services about ways DART could partner with the police in the future.



Upcoming DART Commission Items June 24, 2008

July 29, 2008 5:00 P.M.	
Action Items	Information Items
Trans-Iowa Taxicab Contract Endorsement of Downtown Tram Study/Planning DART Funding Formula ICAAP Grant Applications	Risk Management Review Legislative Committee Review of Lobbyist Contracts DART Funding Formula Quarterly Safety Report
September 23, 2008 5:00 P.M.	
Action Items	Information Items
2013 STP Grant Applications 2009 TMA Funding DART Funding Formula	Rapid Transit Project Update
October 28, 2008 5:00 P.M.	
Action Items	Information Items
FY2010 Preliminary Budget State Infrastructure Grant Applications State & Federal Legislative Priorities Appointment of Nominating Committee	Quarterly Safety Report Risk Management Report
November 25, 2008 5:00 P.M.	
Action Items	Information Items
FY2010 Budget 2010 Officer Recommendations by Nominating Committee	
December 16, 2008 5:00 P.M. Lunch	
Action Items	Information Items
FY2010 Budget Vote on 2010 DART Officers	

Key Meetings/Dates

- June 25-28 – DART Hosts IPTA Conference & Roadeo
- August 4 – Start of Pleasant Hill Route
- August 7 – State Fair Begins
- August 21 – DM Schools Begin
- September – DART Safety Banquet
- October 5-8 – APTA Annual Conf./Expo – San Diego
- December 31 – Deadline for 18 month notice for DART Participation prior to FY2011.

Other Prospective Items

September/October/November

- Legislative Priorities
- Commission Officer Appointments
- Fuel Lock-In Buys

December/January/February

- FY2010 Budget Adoption
- Commission Officer Appointments

10 – Trustee Items: Compensation Committee Appointment

**Action: Appoint a Compensation Committee to Coordinate the General Manager’s Annual Review
Recommend Any Changes to the General Manager’s Contract**

Staff Resource: Brad Miller

Prior DART/MTA Compensation Committees

2002

MTA Officers

Easley – Chair
Edwards – Vice Chair
Forst – Sec/Treas

Compensation Committee

Easley
Edwards
Parks

2003

MTA Officers

Edwards – Chair
Forst – Vice Chair
Hensley – Sec/Treas

Compensation Committee

Edwards
Hansen
Parks

2004

MTA Officers

Edwards – Chair
Forst – Vice Chair
Hensley – Sec/Treas

Compensation Committee

Edwards
Forst
Easley

2005

MTA Officers

Hensley – Chair
Forst – Vice Chair
Boesen – Sec/Treas

Compensation Committee

Hensley
Parks
Boesen

2006

MTA Officers

Hensley – Chair
Forst – Vice Chair
Boesen – Sec/Treas

Compensation Committee

None

2007

DART Officers

Hensley – Chair
Conkling – Vice Chair
Boesen – Sec/Treas

Compensation Committee

Boesen
Mahaffey
Parks

- Next Step: Brad will put together proposed objectives and review of the prior year’s accomplishments as well as an evaluation survey for each Commissioner to complete and submit to the newly appointed Compensation Committee.
- The Compensation Committee shall make its regulations to the full DART Commission at the September DART Commission Meeting.

Des Moines DART

Accounts Payable for the month of MAY 2008

2008 IA SHRM CONFERE	\$275.00	1	STAFF TRAINING
3E	\$112.56	1	REPAIRS-SHOP EQUIPMT & TOOLS
A TO Z PARTY RENTAL	\$289.30	1	MISCELLANEOUS
A+ LAWN & LANDSCAPE	\$50.00	1	REPAIRS -BUILDING EQUIPMENT
ABC PEST CONTROL	\$75.00	2	MAINTENANCE CONTRACTS
ACE LOGISTICS, LLC	\$291.29	2	DELIVERY CHARGES
ACK ENTERPRISES	\$78.00	4	FREIGHT
ACK ENTERPRISES	\$5,314.50	7	INVENTORY-PARTS & EQUIPMENT
ACME TOOLS	\$30.00	1	SMALL TOOLS
ADAMS, MIKE	\$909.63	1	INJURIES & DAMAGES PAID OUT
AIR FILTER SALES & S	\$82.32	1	MISC OPERATING SUPPLIES
AIRGAS NORTH CENTRAL	\$7.20	1	HAZARDOUS WASTE DISPOSAL
AIRGAS NORTH CENTRAL	\$69.48	1	LEASES/RENTALS
AIRGAS NORTH CENTRAL	\$2,021.31	2	CAPITAL EXPENDITURES X292
AMSAN LLC	\$5,282.87	6	BUILDING CLEANING SUPPLIES
AMSAN LLC	\$1,096.84	4	INTERIOR CLEANING SUPPLIES
AMSAN LLC	\$898.67	4	MISC OPERATING SUPPLIES
APPLIED ART & TECHNO	\$500.00	1	MEDIA ADVERTISING
APTA	\$319.20	1	EMPLOYEE ADVERTISING
ARNOLD MOTOR SUPPLY	\$34.19	1	FR DIRECT MATERIAL CHARGES
ARNOLD MOTOR SUPPLY	\$625.02	1	SERVICE SUPPLIES-REVENUE
ARNOLD MOTOR SUPPLY	\$27.36	1	INVENTORY-PARTS & EQUIPMENT
ARTCRAFT, INC.	\$901.00	2	PROMOTIONS
ARTCRAFT, INC.	\$472.00	1	TICKET & SCHEDULE EXPENSE
AUTO GLASS CENTER	\$320.72	3	RS - VEHICLE REPAIR PARTS
AWARDS PROGRAM SERVI	\$8.40	1	DART COMMISSION EXPENSE
AWARDS PROGRAM SERVI	\$54.60	1	EMPLOYEE INCENTIVE PROGRAM
AWARDS PROGRAM SERVI	\$4.20	1	OFFICE SUPPLIES
BAILEY ROOFING CONTR	\$1,555.00	3	REPAIRS TO BUILDINGS &
BALDWIN SUPPLY CO.	\$9.40	1	FREIGHT
BALDWIN SUPPLY CO.	\$112.89	1	INVENTORY-PARTS & EQUIPMENT
BANK OF THE WEST	\$250.00	1	BANK SERVICE CHARGES
BANKERS TRUST	\$19,772.62	1	INTEREST EXPENSE
BANKERS TRUST	\$52,776.76	1	LEASE PAYABLE
BANKERS TRUST CO.	\$349.73	2	FR DIRECT MATERIAL CHARGES
BANKERS TRUST CO.	\$75.95	1	BUILDING CLEANING SUPPLIES
BANKERS TRUST CO.	\$31.29	1	COMPANY EVENTS
BANKERS TRUST CO.	\$912.99	1	GENERAL EMPLOYEE TRAVEL
BANKERS TRUST CO.	\$83.96	1	INTERIOR CLEANING SUPPLIES
BANKERS TRUST CO.	\$1,278.72	1	MIS SUPPLIES
BANKERS TRUST CO.	\$58.29	1	MISC OPERATING SUPPLIES
BANKERS TRUST CO.	\$276.74	2	MISCELLANEOUS
BANKERS TRUST CO.	\$10.60	2	OTHER PROFESSIONAL SERVICES
BANKERS TRUST CO.	\$3.06	1	PROMOTIONS
BANKERS TRUST CO.	\$7,299.00	3	PT-VEHICLE DIRECT REPAIR PARTS
BANKERS TRUST CO.	\$57.78	1	REPAIRS -BUILDING EQUIPMENT
BANKERS TRUST CO.	\$268.10	1	REPAIRS TO BUILDINGS &
BANKERS TRUST CO.	\$190.98	2	REPAIRS-SHOP EQUIPMT & TOOLS

BANKERS TRUST CO.	\$119.31	2 SERVICE SUPPLIES-REVENUE
BANKERS TRUST CO.	\$75.62	2 SMALL TOOLS
BANKERS TRUST CO.	\$2,264.49	2 CAPITAL EXPENDITURES X316
BANKERS TRUST CO.	\$2,000.00	1 DEPOSITS TO BE REFUNDED TO MTA
BANKERS TRUST CO.	\$552.36	2 INVENTORY-PARTS & EQUIPMENT
BARRON EQUIPMENT COM	\$2,385.00	1 CAPITAL EXPENDITURES X292
BEELINE BLUE	\$15.00	1 PRINTING SERVICES
BELLER DISTRIBUTING	\$1,060.00	2 BULK FLUIDS
BELLER DISTRIBUTING	\$312.00	1 INVENTORY-PARTS & EQUIPMENT
BERGERSON, ELLSWORTH	\$1,854.57	1 INJURIES & DAMAGES PAID OUT
BIENSEN, NINA	\$75.00	1 RIDESHARE DEPOSITS HELD
BIG TYRE CENTER	\$102.05	1 RS - VEHICLE REPAIR PARTS
BLUE CROSS-BOX 10353	\$2,526.40	1 POST-RETIREMENT OBLIGATIONS
BOWMAN DISTRIBUTION	\$3,406.22	9 FR DIRECT MATERIAL CHARGES
BOWMAN DISTRIBUTION	\$11.22	4 FREIGHT
BOWMAN DISTRIBUTION	\$635.89	3 SERVICE SUPPLIES-REVENUE
BOWMAN DISTRIBUTION	\$72.26	3 SMALL TOOLS
BOYER PETROLEUM	\$130.07	1 ANTIFREEZE
BOYER PETROLEUM	\$1,170.68	1 ANTI-FREEZE
BOYER PETROLEUM	\$4,619.91	5 BULK FLUIDS
BOYER PETROLEUM	\$19.00	3 FREIGHT
BOYER PETROLEUM	\$10.00	2 SERVICE SUPPLIES-REVENUE
BOYER PETROLEUM	(\$40.00)	2 DEPOSITS TO BE REFUNDED TO MTA
BRANGERS, DEBBIE	\$50.00	1 PROMOTIONAL EVENTS
BRICK,GENTRY,BOWERS,	\$5,848.21	1 INSURANCE ADJUSTMENT FEES
BRICK,GENTRY,BOWERS,	\$5,748.94	1 A/P-LEGAL FEES
BRINKMAN, STEVE	\$51.00	1 PASSENGER FARES
BRINKMAN, STEVE	\$75.00	1 RIDESHARE DEPOSITS HELD
BRUSKE PRODUCTS	\$12.79	1 FREIGHT
BRUSKE PRODUCTS	\$335.20	1 MISC OPERATING SUPPLIES
BRYSON, MICHELLE	\$50.00	1 PROMOTIONAL EVENTS
BUMPUS, CLAUDE	\$43.00	1 DRIVERS' LICENSES
CALLAHAN, TIM	\$50.00	1 PROMOTIONAL EVENTS
CARPENTER UNIFORMS &	\$935.24	10 UNIFORM ALLOWANCE
CARPENTER UNIFORMS &	\$2,925.00	21 UNIFORM ALLOWANCE-OPERATORS
CARTER PRINTING CO.,	\$188.67	1 OFFICE SUPPLIES
CARTER PRINTING CO.,	\$1,729.00	1 PRINTING SERVICES
CERTIFIED POWER	\$132.55	1 INVENTORY-PARTS & EQUIPMENT
CHALSTROM, MARIANNE	\$50.00	1 PROMOTIONAL EVENTS
CHARLES GABUS FORD	\$1,180.20	8 PT-VEHICLE DIRECT REPAIR PARTS
CHARLES GABUS FORD	(\$315.00)	2 DEPOSITS TO BE REFUNDED TO MTA
CHARLES GABUS FORD	\$479.53	3 INVENTORY-PARTS & EQUIPMENT
CINTAS FIRST AID & S	\$188.30	2 MISC OPERATING SUPPLIES
CITY SUPPLY CORPORAT	\$22.31	1 REPAIRS TO BUILDINGS &
CLERK OF COURT-POLK	\$1,001.79	5 DEDUCTIONS-OTHER GARNISHMENT
CLYMER, KELLI	\$45.00	1 PURCHASED TRANSPORTATION
COLEMAN, ELIJAH	\$17.50	1 CASH FARES
CONTRACTORS RENTAL	\$166.02	1 LEASES/RENTALS
COPY SYSTEMS INC.	\$7.00	1 FREIGHT
COPY SYSTEMS INC.	\$250.00	1 POSTAGE

CRDU	\$355.00	2 DEDUCTIONS-CHILD SUPPORT
CULLIGAN WATER CONDI	\$34.50	1 CLEANING SUPPLIES-REVENUE EQPT
CULLIGAN WATER CONDI	\$143.20	1 INTERIOR CLEANING SUPPLIES
CUMMINS CENTRAL POWE	\$275.00	3 FR DIRECT MATERIAL CHARGES
CUMMINS CENTRAL POWE	\$79.60	5 FREIGHT
CUMMINS CENTRAL POWE	\$447.63	4 PT-VEHICLE DIRECT REPAIR PARTS
CUMMINS CENTRAL POWE	\$271.89	1 REPAIRS-SHOP EQUIPMT & TOOLS
CUMMINS CENTRAL POWE	(\$60.50)	5 DEPOSITS TO BE REFUNDED TO MTA
CUMMINS CENTRAL POWE	\$7,090.46	18 INVENTORY-PARTS & EQUIPMENT
DAIMLER BUSES NORTH	\$341.70	1 FR DIRECT MATERIAL CHARGES
DAIMLER BUSES NORTH	\$2,643.96	7 INVENTORY-PARTS & EQUIPMENT
DARLING, DIANE	\$50.00	1 PROMOTIONAL EVENTS
DATA BUSINESS EQUIPM	\$665.00	1 PREPAID EXPENSES
DEERY BROTHERS CHEVY	\$271.72	14 BULK FLUIDS
DEERY BROTHERS CHEVY	\$5,253.97	20 RS - VEHICLE REPAIR PARTS
DELL	\$12,770.23	2 CAPITAL EXPENDITURES X303
DELL	\$6,257.00	1 CAPITAL EXPENDITURES X316
DES MOINES CHRYSLER	\$39.00	4 BULK FLUIDS
DES MOINES CHRYSLER	\$328.85	4 RS - VEHICLE REPAIR PARTS
DES MOINES METRO REC	\$330.00	2 HAZARDOUS WASTE DISPOSAL
DES MOINES REGISTER	\$279.23	3 PRINTING SERVICES
DES MOINES WATER WOR	\$3,100.75	2 WATER & SEWER
DEWEY FORD, INC.	\$27.62	1 FR DIRECT MATERIAL CHARGES
DEWEY FORD, INC.	\$164.28	2 PT-VEHICLE DIRECT REPAIR PARTS
DIAMOND MFG INC.	\$16.50	1 FREIGHT
DIAMOND MFG INC.	\$1,810.00	1 PT-VEHICLE DIRECT REPAIR PARTS
DUNAGAN, CHRISTINA	\$40.00	1 DRIVERS' LICENSES
E&T TIRE CENTER, INC	\$26.00	1 RS - VEHICLE REPAIR PARTS
EASTERN IOWA TIRE	\$21.00	1 PT-VEHICLE DIRECT REPAIR PARTS
EATON CORPORATION	\$3,850.00	1 MAINTENANCE CONTRACTS
ELECTRONIC ENGINEERI	\$16.00	1 MAINTENANCE CONTRACTS
EWI, CINDY FLEISCHAC	\$20.00	1 GENERAL EMPLOYEE EXPENSE
FEDERAL EXPRESS CORP	\$69.72	1 POSTAGE
FEDERAL RESERVE BANK	\$950.00	2 DEDUCTIONS-SAVINGS BONDS
FERRELLGAS,INC	\$9.89	1 FREIGHT
FERRELLGAS,INC	\$17.97	1 HAZARDOUS WASTE DISPOSAL
FERRELLGAS,INC	\$125.00	1 LEASES/RENTALS
FERRELLGAS,INC	\$283.70	1 SERVICE SUPPLIES-REVENUE
FIDELITY SECURITY LI	\$318.63	1 DEDUCTIONS - VISION INSURANCE
FLEET-NET CORP.	\$1,260.00	1 MAINTENANCE CONTRACTS
FLEET-NET CORP.	\$210.00	1 MIS SERVICES & CONSULTING
G & K SERVICES	\$61.75	5 FREIGHT
G & K SERVICES	\$50.85	5 HAZARDOUS WASTE DISPOSAL
G & K SERVICES	\$423.95	5 MAINTENANCE CONTRACTS
GAB ROBINS NORTH AME	\$539.30	1 INSURANCE ADJUSTMENT FEES
GAN, JAMES	\$100.00	1 PROMOTIONAL EVENTS
GFI GENFARE	\$1,635.00	2 FR DIRECT MATERIAL CHARGES
GFI GENFARE	\$55.59	3 FREIGHT
GFI GENFARE	\$6,350.40	1 TICKET & SCHEDULE EXPENSE
GIBSON, LISA	\$63.00	1 RIDESHARE DEPOSITS HELD

GILLIG CORPORATION	\$5,047.67	3	FR DIRECT MATERIAL CHARGES
GILLIG CORPORATION	\$120.68	1	FREIGHT
GILLIG CORPORATION	\$15,879.12	32	INVENTORY-PARTS & EQUIPMENT
GLORIA DEI LUTHERAN	\$500.00	1	LEASES/RENTALS
GRAHAM, JILL	\$15.00	1	PURCHASED TRANSPORTATION
GRAINGER	\$43.05	1	REPAIRS -BUILDING EQUIPMENT
GRAINGER	\$184.86	2	SERVICE SUPPLIES-REVENUE
GREATER DES MOINES I	\$250.00	1	LEASES/RENTALS
GREATER DSM PARTNERS	\$198.00	1	GENERAL EMPLOYEE TRAVEL
HADLEY PRODUCTS*DONT	\$29.64	1	FREIGHT
HADLEY PRODUCTS*DONT	\$1,851.70	1	INVENTORY-PARTS & EQUIPMENT
HAMPTON INN AT THE G	\$659.50	1	GENERAL EMPLOYEE TRAVEL
HANIFEN	\$1,433.50	7	OUTSIDE TOWING
HANIFEN	\$891.75	4	TOWING
HANIFEN	\$258.30	3	RS - VEHICLE REPAIR PARTS
HASLER, INC.	\$135.00	1	PREPAID EXPENSES
HEART OF IOWA COMMUN	\$85.09	1	MIS SERVICES & CONSULTING
HENSLEY, CHRISTINE	\$117.00	1	DART COMMISSION TRAVEL
HESSELINK, ANN	\$75.00	1	RIDESHARE DEPOSITS HELD
HOLT, STEPHEN	\$84.63	1	POST-RETIREMENT OBLIGATIONS
HOTSY EQUIPMENT COMP	\$58.72	1	REPAIRS-SHOP EQUIPMT & TOOLS
HOWARD MARTIN AUTO B	\$7,917.88	1	ACCIDENT REPAIRS
HUMANA INSURANCE CO.	\$14.40	1	POST-RETIREMENT OBLIGATIONS
HY-VEE, INC	\$183.20	1	GENERAL EMPLOYEE EXPENSE
HY-VEE, INC	\$67.94	1	MISCELLANEOUS
ID WHOLESALER	\$48.18	1	FREIGHT
ID WHOLESALER	\$1,063.46	3	OFFICE SUPPLIES
IKON FINANCIAL SVCS.	\$1,814.87	2	LEASES/RENTALS
IMAGE TRANSFORM, LTD	\$200.00	1	FR DIRECT MATERIAL CHARGES
IMAGE TRANSFORM, LTD	\$485.00	1	PROMOTIONS
IMAGE TRANSFORM, LTD	\$528.00	1	CAPITAL EXPENDITURES X316
INLAND TRUCK PARTS	\$216.28	2	INVENTORY-PARTS & EQUIPMENT
INTERSTATE BATTERY	\$344.75	1	INVENTORY-PARTS & EQUIPMENT
INTERSTATE POWER SYS	\$34.00	1	FREIGHT
INTERSTATE POWER SYS	(\$2,245.00)	5	DEPOSITS TO BE REFUNDED TO MTA
INTERSTATE POWER SYS	\$5,076.77	11	INVENTORY-PARTS & EQUIPMENT
INTER-TEL NETSOLUTIO	\$182.76	1	TELEPHONE
IOWA DEPARTMENT OF A	\$9.00	1	MISCELLANEOUS
IOWA DEPT OF TRANSP	\$305.00	1	OFFICE SUPPLIES
IOWA DEPT. OF REVENU	\$479.53	4	DEDUCTIONS-IOWA DEPT OF
J NETWORKS	\$750.00	1	MIS SERVICES & CONSULTING
J NETWORKS	\$1,462.50	2	TRANSIT MANAGEMENT ANALYSIS
JANEK	\$1,050.00	1	INVENTORY-PARTS & EQUIPMENT
JIM HAWK TRUCK	\$150.00	1	LEASES/RENTALS
JOBDIG	\$444.00	2	EMPLOYEE ADVERTISING
KABEL BUSINESS SERVI	\$279.00	2	OTHER INSURANCE FEES
KANSAS PAYMENT CENTE	\$720.22	2	DEDUCTIONS-CHILD SUPPORT
KARL CHEVROLET	\$16.44	1	BULK FLUIDS
KARL CHEVROLET	\$54.12	1	PT-VEHICLE DIRECT REPAIR PARTS
KARL CHEVROLET	\$22.56	1	RS - VEHICLE REPAIR PARTS

KELLEHER, LUKE	\$2,328.75	1 INJURIES & DAMAGES PAID OUT
KING DELIVERY SERVIC	\$43.47	1 FREIGHT
KNOW CHIPS	\$315.00	5 FR DIRECT MATERIAL CHARGES
KOCH BROTHERS	\$705.59	7 OFFICE SUPPLIES
KRYGER	\$408.40	1 INVENTORY-PARTS & EQUIPMENT
KUHNLEIN, JOHN	\$2,200.00	1 INSURANCE ADJUSTMENT FEES
LASERFAX, INC.	\$85.00	1 COMPUTER HRDWARE/SFTWARE
LASERFAX, INC.	\$200.00	1 OFFICE SUPPLIES
LEWELLEN, BRETT	\$75.00	1 RIDESHARE DEPOSITS HELD
LEWIS SYSTEM	\$320.32	1 REVENUE SECURITY EXPENSE
LIFT-U	\$36.88	1 FREIGHT
LIFT-U	\$1,306.59	1 INVENTORY-PARTS & EQUIPMENT
LIGHTEDGE SOLUTIONS	\$400.66	1 MIS SERVICES & CONSULTING
LIN, YAN	\$60.00	1 RIDESHARE DEPOSITS HELD
LINDGREN, GERALD	\$43.00	1 DRIVERS' LICENSES
LUBEMASTER CONSTRUCT	\$18.10	1 FREIGHT
LUBEMASTER CONSTRUCT	\$300.00	1 SERVICE SUPPLIES-REVENUE
LUMINATOR	\$9.66	1 FREIGHT
LUMINATOR	\$906.00	1 INVENTORY-PARTS & EQUIPMENT
MANN, JENNIE	\$224.00	1 TEMPORARY HELP SERVICES
MARTER, DEE	\$3.65	1 CASH FARES
MC KENNA TRUCK CNTR.	\$245.63	1 INVENTORY-PARTS & EQUIPMENT
MC MASTER-CARR SUPPL	\$4.60	1 FREIGHT
MC MASTER-CARR SUPPL	\$46.00	1 INVENTORY-PARTS & EQUIPMENT
MCCULLOUGH, DONNA	\$310.05	1 INJURIES & DAMAGES PAID OUT
MCDONALD TRANSIT	\$6,352.78	1 CAPITAL EXPENDITURES X316
MCELROY, JOLENE	\$50.00	1 PROMOTIONAL EVENTS
MCEUEN, RAMONA	\$31.99	1 UNIFORM ALLOWANCE-OPERATORS
MCI SERVICE PARTS	\$2,971.64	4 INVENTORY-PARTS & EQUIPMENT
MEHMEDOVIC, EDIN	\$300.00	1 MECHANICS' TOOLS
MENARDS INC	\$96.72	1 MISC OPERATING SUPPLIES
MENARDS INC	\$45.34	1 MISCELLANEOUS
MEYER, DEBRA K.	\$24.52	1 GENERAL EMPLOYEE TRAVEL
MID AMERICAN ENERGY	\$7,696.20	21 GAS & ELECTRICITY
MIDWEST PROFESSIONAL	\$1,896.00	2 TEMPORARY HELP SERVICES
MIDWEST WHEEL COMPAN	\$4.81	1 FREIGHT
MIDWEST WHEEL COMPAN	\$361.68	4 SERVICE SUPPLIES-REVENUE
MIDWEST WHEEL COMPAN	\$336.00	1 DEPOSITS TO BE REFUNDED TO MTA
MIDWEST WHEEL COMPAN	\$3,354.53	12 INVENTORY-PARTS & EQUIPMENT
MILLER'S HARDWARE	\$1.41	1 MISCELLANEOUS
MINNESOTA CHILD SUPP	\$438.10	2 DEDUCTIONS-CHILD SUPPORT
MISDU	\$441.57	2 DEDUCTIONS-CHILD SUPPORT
MOHAWK MFG & SUPPLY	\$1,232.16	1 SERVICE SUPPLIES-REVENUE
MOHAWK MFG & SUPPLY	\$5,766.83	14 INVENTORY-PARTS & EQUIPMENT
MOORE, ADAM	\$250.00	1 RIDESHARE DEPOSITS HELD
MOTT, BEV	\$50.00	1 PROMOTIONAL EVENTS
MUNRO LAW OFFICE	\$3,539.50	1 INSURANCE ADJUSTMENT FEES
MYERS TIRE SUPPLY	(\$28.29)	1 SMALL TOOLS
NAPA AUTO PARTS	\$97.86	5 FR DIRECT MATERIAL CHARGES
NAPA AUTO PARTS	\$18.31	1 MISC OPERATING SUPPLIES

NAPA AUTO PARTS	\$467.25	6 PT-VEHICLE DIRECT REPAIR PARTS
NAPA AUTO PARTS	\$33.27	1 REPAIRS -BUILDING EQUIPMENT
NAPA AUTO PARTS	\$82.64	1 REPAIRS-SHOP EQUIPMT & TOOLS
NAPA AUTO PARTS	\$813.05	8 SERVICE SUPPLIES-REVENUE
NAPA AUTO PARTS	\$36.06	2 SERVICE VEHICLE-REPAIR PARTS
NAPA AUTO PARTS	\$4,462.80	11 INVENTORY-PARTS & EQUIPMENT
NEBBE, DAN	\$50.00	1 PROMOTIONAL EVENTS
NEBRASKA CHILD SUPPO	\$92.30	2 DEDUCTIONS-CHILD SUPPORT
NEOPART	\$212.32	1 INVENTORY-PARTS & EQUIPMENT
NEW FLYER OF AMERICA	\$3,053.85	1 FR DIRECT MATERIAL CHARGES
NEW FLYER OF AMERICA	\$55.48	1 ACCIDENT REPAIR -REV EQUIPMT
NEW FLYER OF AMERICA	\$16,927.44	7 INVENTORY-PARTS & EQUIPMENT
NORSOLV SYSTEMS ENVI	\$217.90	2 MAINTENANCE CONTRACTS
NORTH AM. BUS INDUST	\$826.36	4 FR DIRECT MATERIAL CHARGES
NORTH AM. BUS INDUST	\$105.24	1 FREIGHT
NORTH AM. BUS INDUST	\$146.92	1 PT-VEHICLE DIRECT REPAIR PARTS
NORTH AM. BUS INDUST	\$242.10	2 INVENTORY-PARTS & EQUIPMENT
NORTH-CENTRAL ADJUST	\$797.98	2 INSURANCE ADJUSTMENT FEES
NPI SECURITY	\$3,733.14	1 GUARD SERVICE
O.C. TANNER JEWELRY	\$840.34	2 EMPLOYEE INCENTIVE PROGRAM
O.C. TANNER JEWELRY	\$29.24	2 FREIGHT
OCCUPATIONAL HEALTH	\$867.00	2 DRUG SCREENS
OCCUPATIONAL HEALTH	\$698.00	2 EMPLOYEE PHYSICALS
OHALLORAN	\$11.64	1 FR DIRECT MATERIAL CHARGES
O'HALLORAN INTERNATI	\$502.85	1 FR DIRECT MATERIAL CHARGES
OLSON MANUFACTURING	\$233.25	1 PT-VEHICLE DIRECT REPAIR PARTS
OVERLAND CUSTOM COAC	\$103.80	2 FREIGHT
OVERLAND CUSTOM COAC	\$261.16	2 INVENTORY-PARTS & EQUIPMENT
PELLA CAR CARE	\$103.32	1 RS - VEHICLE REPAIR PARTS
PIP CONSTRUCTION	\$209.00	1 CAPITAL EXPENDITURES X303
PIP CONSTRUCTION	\$1,014.40	1 CAPITAL EXPENDITURES X316
PIP CONSTRUCTION	\$567.00	1 CAPITAL EXPENDITURES X318
PITCOCK, JODIE	\$103.00	1 PASSENGER FARES
PITTSBURGH PAINTS	\$492.60	3 MISCELLANEOUS
POLK COUNTY TREAS.	\$110.00	1 DRUG SCREENS
POLSON, WARREN	\$250.00	1 TRAVEL ADVANCES
POTTS, DEB	\$175.00	1 RIDESHARE DEPOSITS HELD
PRECISION METAL WORK	\$13.24	1 FREIGHT
PRECISION METAL WORK	\$735.86	1 REPAIRS-SHOP EQUIPMT & TOOLS
PREMIUM TRANSIT SERV	\$150.00	1 FREIGHT
PREMIUM TRANSIT SERV	\$1,700.00	1 INVENTORY-PARTS & EQUIPMENT
PRINCIPAL LIFE-CHARL	\$510.01	1 POST-RETIREMENT OBLIGATIONS
PUSH-PEDAL-PULL	\$201.11	2 MAINTENANCE CONTRACTS
QWEST	\$1,409.81	6 TELEPHONE
QWEST DEX	\$142.00	1 MEDIA ADVERTISING
RICHARDSON, LESLIE	\$42.00	1 RIDESHARE DEPOSITS HELD
RNR CONSULTING	\$63,242.31	1 CAPITAL EXPENDITURES X316
ROSS & WHITE	\$11.16	1 FREIGHT
ROSS & WHITE	\$440.00	1 REPAIRS - SERVICE EQUIPMENT
ROSS, RANDY H.	\$218.13	1 MISCELLANEOUS

RUBY, SUSAN	\$115.00	1 PASSENGER FARES
RUSSELL'S PRINTING	\$1,231.10	1 ICAAP RT #6 & 71 MARKETING
RUSSELL'S PRINTING	\$9,330.48	1 TICKET & SCHEDULE EXPENSE
SADLER POWERTRAIN	\$104.92	3 FREIGHT
SADLER POWERTRAIN	\$2,685.13	9 INVENTORY-PARTS & EQUIPMENT
SAM'S CLUB GEORGIA	\$27.39	1 INTERIOR CLEANING SUPPLIES
SAM'S CLUB GEORGIA	\$53.14	1 MISCELLANEOUS
SAM'S CLUB GEORGIA	\$83.98	1 PROMOTIONS
SAM'S CLUB GEORGIA	\$208.33	1 SERVICE SUPPLIES-REVENUE
SAPP BROS	\$260,267.87	12 INVENTORY-DIESEL FUEL
SASS, P J	\$183.82	1 GENERAL EMPLOYEE TRAVEL
SCHRADER, DONNA	\$50.00	1 PROMOTIONAL EVENTS
SCHURMAN, JOLENE	\$8.47	1 RS - VEHICLE REPAIR PARTS
SDG MACERICH PROPERT	\$1,000.00	1 MISCELLANEOUS
SEABURY & SMITH	\$2,835.51	1 DEDUCTIONS-LIFE INSURANCE
SNAP-ON INDUSTRIAL	\$9.95	1 FREIGHT
SNAP-ON INDUSTRIAL	\$64.80	1 SERVICE SUPPLIES-REVENUE
SNELLER, HARRIET	\$42.00	1 PASSENGER FARES
SNELLER, HARRIET	\$75.00	1 RIDESHARE DEPOSITS HELD
SPECIALTY VEHLCE	\$973,415.64	1 CAPITAL EXPENDITURES X316
SPRING VALLEY RADIO	\$525.00	1 MAINTENANCE CONTRACTS
SPRING VALLEY RADIO	\$19.95	1 RADIO/CAMERA EQUIPMT REPAIRS
STATE COLL & DISB UN	\$456.92	2 DEDUCTIONS-CHILD SUPPORT
STATE FARM INSURANCE	\$3,488.99	1 ACCIDENT REPAIRS
STERTIL KONI	\$15,768.00	1 CAPITAL EXPENDITURES X273
STERTIL KONI	\$15,300.00	1 CAPITAL EXPENDITURES X292
STERTIL KONI	\$5,910.00	1 CAPITAL EXPENDITURES X318
STITZELL ELECTRIC CO	\$81.00	2 FR DIRECT MATERIAL CHARGES
STITZELL ELECTRIC CO	\$102.00	1 MISC OPERATING SUPPLIES
STITZELL ELECTRIC CO	\$7.68	1 MISCELLANEOUS
STITZELL ELECTRIC CO	\$187.27	2 SERVICE SUPPLIES-REVENUE
TEAMSTERS LOCAL UNIO	\$334.00	2 DEDUCTIONS-UNION DUES
TENNANT	\$807.26	4 MAINTENANCE CONTRACTS
TENNANT	\$353.98	2 REPAIRS -BUILDING EQUIPMENT
THERMO KING	\$33.80	2 FR DIRECT MATERIAL CHARGES
THERMO KING	\$147.20	1 SERVICE SUPPLIES-REVENUE
THERMO KING	\$675.00	2 DEPOSITS TO BE REFUNDED TO MTA
THERMO KING	\$6,399.48	7 INVENTORY-PARTS & EQUIPMENT
THOMAS BROTHERS	\$1,575.00	9 MAINTENANCE CONTRACTS
THOMAS BUS SALES OF	\$0.00	2 FR DIRECT MATERIAL CHARGES
THOMAS BUS SALES OF	\$556.76	9 FREIGHT
THOMAS BUS SALES OF	\$3,392.56	12 INVENTORY-PARTS & EQUIPMENT
TIRES & SERVICE INC.	\$22.40	1 BULK FLUIDS
TIRES & SERVICE INC.	\$179.80	1 RS - VEHICLE REPAIR PARTS
TOMAN, RANDY	\$100.00	1 TRAVEL ADVANCES
TOMPKINS	\$8.30	1 FR DIRECT MATERIAL CHARGES
TOMPKINS	\$139.59	3 PT-VEHICLE DIRECT REPAIR PARTS
TOMPKINS	\$111.60	1 INVENTORY-PARTS & EQUIPMENT
TRANS IOWA, L.C.	\$16,486.50	4 CAB CONTRACT SERVICE
TRANS IOWA, L.C.	\$835.40	2 CAB SERVICE

TRANS IOWA, L.C.	\$234.40	1 PURCHASED TRANSPORTATION
U.S. CELLULAR	\$1,492.06	1 TELEPHONE
U.S. DEPARTMENT OF	\$328.80	2 DEDUCTIONS-OTHER GARNISHMENT
UNION SECURITY INSUR	\$619.05	1 ACCRUED LTD PAYABLE
UNITED HEALTHCARE IN	\$24,754.12	1 DEDUCTIONS - HSA PREMIUMS
UNITED HEALTHCARE IN	\$32,009.40	1 DEDUCTIONS-HEALTH INSURANCE
UNITED PARCEL SERVIC	\$167.35	4 POSTAGE
UNITED WAY	\$734.50	2 DEDUCTIONS-UNITED WAY
UNITEDHEALTHCARE SPE	\$727.90	1 DEDUCTIONS-LIFE INSURANCE
UNUM LIFE INSURANCE	\$397.46	1 DEDUCTIONS-LIFE INSURANCE
UNUM LIFE INSURANCE	\$1,478.16	1 DEDUCTIONS-LTD INSURANCE
WAGE WORKS	\$96.00	2 PASSENGER FARES
WALDINGER CORPORATIO	\$132.00	1 MAINTENANCE CONTRACTS
WAL-MART COMMUNITY	\$98.77	1 COMPANY EVENTS
WAL-MART COMMUNITY	\$53.92	1 DART COMMISSION EXPENSE
WASH-N-DRY	\$126.00	1 INTERIOR CLEANING SUPPLIES
WASH-N-DRY	\$50.00	1 SERVICE SUPPLIES-REVENUE
WASKER,DORR,WIMMER &	\$750.00	1 OTHER PROFESSIONAL SERVICES
WASTE CONNECTIONS	\$568.55	1 TRASH REMOVAL
WELCH, JAMIE	\$50.00	1 PROMOTIONAL EVENTS
WES FINCH AUTO PLAZA	\$38.68	1 RS - VEHICLE REPAIR PARTS
WHEELOCK, BRENDA	\$15.00	1 PURCHASED TRANSPORTATION
WILLIAMS, JULIE	\$61.00	1 RIDESHARE DEPOSITS HELD
WINGFOOT COMMERCIAL	\$540.00	3 FR DIRECT MATERIAL CHARGES
WINGFOOT COMMERCIAL	\$105.00	3 HAZARDOUS WASTE DISPOSAL
WINGFOOT COMMERCIAL	\$1,436.00	2 TIRES AND TUBES-REVENUE
WOOD, KRISTI	\$30.91	1 GENERAL EMPLOYEE TRAVEL
WOOD, KRISTI	\$8.58	1 TRAINING MATERIALS & SUPPLIES
WOOD, KRISTI	\$31.57	1 FLEET EXPENSE
ZEP MFG	\$52.43	1 FREIGHT
ZEP MFG	\$686.10	1 SERVICE SUPPLIES-REVENUE